

DISTRICT BOOTH BOX

ACTIVITIES, CHECK LIST, AND INSTRUCTIONS

#1 Scout Skills – Learn Your First Knot

Demonstrate how to tie the square knot then help the kids tie a square knot.

<https://scoutlife.org/outdoors/outdoorarticles/147528/how-to-tie-a-square-knot/>

Scouts learn life-long skills!

- (1) roll of cord to be cut in 12-inch pieces (allow interested kids to keep their knot as a bracelet)
- (1) knot tying instruction sheet for square knot

#2 Animal Tracks Challenge

Laminated sheet with animal photos tracks is placed on table. Kids are handed stack of cards with animal tracks. Child and adult work together to place the track on the correct animal.

Families learn together in Scouting!

- (1) Animal photo sheet
- (6) Animal track cards
- Solution sheet to turn over when child completes the challenge.

#3 Be Prepared For Life Game

Laminated game board is placed on table. Youth roll dice and progress through the board marking the tiles where they land on the sheet provided.

The game is a journey and demonstrates all that Scouting offers.

- Game board
- Pyramid dice (number on all three sides at the top is the number rolled)
- Game piece figure
- Sheet with checkboxes to check where landed on board
- Colored pencil to mark sheet

#4 Build a Balloon Racer

- 1.) Have child or parent blow up the balloon and then have the child hold the balloon hole closed.*
- 2.) Tape a small piece of straw on the blown-up balloon with two pieces of tape.*
- 3.) Feed the fishing line through the straw and have the child hold the end by the balloon.*
- 4.) Have the adult take the other end of the line and walk several feet away.*
- 5.) Have the child release the balloon so that it travels to the other end of the string.*

- Straws cut into 3" pieces
- Fishing line
- Balloons
- Tape

Scouts design and build different things to race, such as pinewood derby cars and rain gutter regatta ships.

#5 Activity Sheets are meant to be taken home, colored, and displayed so adults have the information necessary to join Scouting
(Make copies in advance for the number of attendees expected.)

- Colored pencils are available for children to color at the table.
- Leave No Trace Cross off Sheets
- Cub Scout Maze
- Scout Law Word Search
- (4) Coloring pages: Lion, Tiger, Wolf, Do Your Best – talk about the rank they will join and encourage to finish coloring at home.

For questions, contact Cynthia Griffiths, NCAC Chief Communications Officer,
301-214-9104

LEARN YOUR FIRST KNOT



Square Knot - *The square knot has many uses, from securing bandages and packages to joining two ropes together. It should not be used to hold a heavy load.*

- Hold an end of the rope in each hand.
- Pass the right end over and under the rope in your left hand.
- Pass the rope end now in your left hand over and under the one now in your right.
- Tighten the knot by pulling both running ends at the same time.

ANIMAL TRACK MATCH CHALLENGE



Bear



Raccoon



Bobcat



White-tailed Deer



Opossum




Coyote




BEAR




RACCOON




BOBCAT




WHITE-TAILED DEER



OPOSSUM



COYOTE



FINISH
Prepared. For Life.®

Prepared. For Life.®



National Capital Area Council

- ☐ MAKE NEW FRIENDS
 - ☐ DO A GOOD TURN DAILY
 - ☐ COLLECT FOOD FOR THOSE IN NEED
 - ☐ LEAD A FLAG CEREMONY
- ☐ LEARN HOW TO TIE KNOTS
 - ☐ LEARN HOW A CIRCUIT WORKS
 - ☐ LEARN HOW TO MAINTAIN A VEHICLE
 - ☐ EARN THE PLUMBING MERIT BADGE
 - ☐ LEAD A PATROL MEETING FOR 8 SCOUTS
- ☐ MAKE A FIRE ESCAPE PLAN
 - ☐ LEARN HOW TO PREVENT FOOD POISONING
 - ☐ LEARN HOW TO SIGNAL FOR HELP
 - ☐ EARN EMERGENCY PREPAREDNESS MERIT BADGE
 - ☐ PLAN & LEAD A FIRST AID TRAINING
- ☐ GO FOR NATURE WALK
 - ☐ LEARN TO ID TREES
 - ☐ LEARN TO FISH
 - ☐ EARN SWIMMING MERIT BADGE
 - ☐ LEARN TO SURVIVE IN THE WILDERNESS
 - ☐ LEAD AN INVASIVE SPECIES SERVICE PROJECT
- ☐ LEARN TO CALL FOR HELP
 - ☐ LEARN TO USE FIRST AID CREAM
 - ☐ MAKE A FIRST AID KIT
 - ☐ LEARN HOW TO TREAT AN INJURY
 - ☐ EARN THE FIRST AID MERIT BADGE
 - ☐ LEAD THE ENTIRE TROOP OF SCOUTS

www.NCACScouting.org

**SIGN UP
TODAY:**



Prepared. For Life.®



National Capital Area Council

- ☐ MAKE NEW FRIENDS
 - ☐ DO A GOOD TURN DAILY
 - ☐ COLLECT FOOD FOR THOSE IN NEED
 - ☐ LEAD A FLAG CEREMONY
- ☐ LEARN HOW TO TIE KNOTS
 - ☐ LEARN HOW A CIRCUIT WORKS
 - ☐ LEARN HOW TO MAINTAIN A VEHICLE
 - ☐ EARN THE PLUMBING MERIT BADGE
 - ☐ LEAD A PATROL MEETING FOR 8 SCOUTS
- ☐ MAKE A FIRE ESCAPE PLAN
 - ☐ LEARN HOW TO PREVENT FOOD POISONING
 - ☐ LEARN HOW TO SIGNAL FOR HELP
 - ☐ EARN EMERGENCY PREPAREDNESS MERIT BADGE
 - ☐ PLAN & LEAD A FIRST AID TRAINING
- ☐ GO FOR NATURE WALK
 - ☐ LEARN TO ID TREES
 - ☐ LEARN TO FISH
 - ☐ EARN SWIMMING MERIT BADGE
 - ☐ LEARN TO SURVIVE IN THE WILDERNESS
 - ☐ LEAD AN INVASIVE SPECIES SERVICE PROJECT
- ☐ LEARN TO CALL FOR HELP
 - ☐ LEARN TO USE FIRST AID CREAM
 - ☐ MAKE A FIRST AID KIT
 - ☐ LEARN HOW TO TREAT AN INJURY
 - ☐ EARN THE FIRST AID MERIT BADGE
 - ☐ LEAD THE ENTIRE TROOP OF SCOUTS

www.NCACScouting.org

**SIGN UP
TODAY:**



Prepared. For Life.®



National Capital Area Council

- ☐ MAKE NEW FRIENDS
 - ☐ DO A GOOD TURN DAILY
 - ☐ COLLECT FOOD FOR THOSE IN NEED
 - ☐ LEAD A FLAG CEREMONY
- ☐ LEARN HOW TO TIE KNOTS
 - ☐ LEARN HOW A CIRCUIT WORKS
 - ☐ LEARN HOW TO MAINTAIN A VEHICLE
 - ☐ EARN THE PLUMBING MERIT BADGE
 - ☐ LEAD A PATROL MEETING FOR 8 SCOUTS
- ☐ MAKE A FIRE ESCAPE PLAN
 - ☐ LEARN HOW TO PREVENT FOOD POISONING
 - ☐ LEARN HOW TO SIGNAL FOR HELP
 - ☐ EARN EMERGENCY PREPAREDNESS MERIT BADGE
 - ☐ PLAN & LEAD A FIRST AID TRAINING
- ☐ GO FOR NATURE WALK
 - ☐ LEARN TO ID TREES
 - ☐ LEARN TO FISH
 - ☐ EARN SWIMMING MERIT BADGE
 - ☐ LEARN TO SURVIVE IN THE WILDERNESS
 - ☐ LEAD AN INVASIVE SPECIES SERVICE PROJECT
- ☐ LEARN TO CALL FOR HELP
 - ☐ LEARN TO USE FIRST AID CREAM
 - ☐ MAKE A FIRST AID KIT
 - ☐ LEARN HOW TO TREAT AN INJURY
 - ☐ EARN THE FIRST AID MERIT BADGE
 - ☐ LEAD THE ENTIRE TROOP OF SCOUTS

www.NCACScouting.org

**SIGN UP
TODAY:**

