



# HISTORY OF SCOUTING TRAIL

*Inaugural*  
**James E. West -**  
**OA 100th Anniv. Hike**



**HOST May 2015**  
**Edition**

**HCQ**

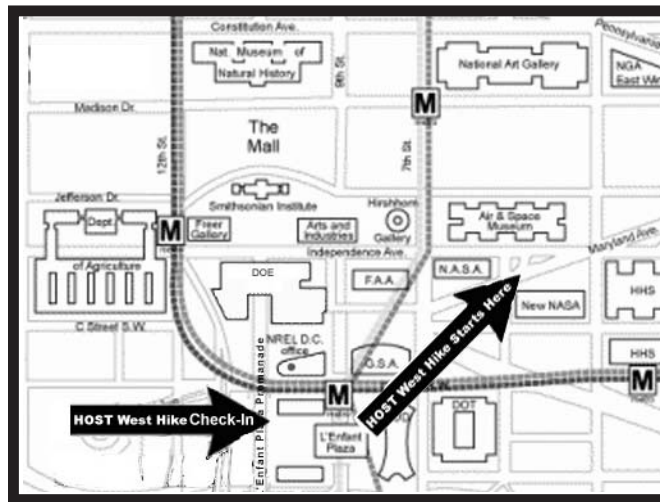
**Hike Challenge**  
**Questions**

Copyright 2015



Scouting Founder Baden-Powell "B-P" with Chief Scout Executive James E. West

Scout Historian "P-B", Chairman, and the entire H.O.S.T. Committee would like to welcome you to the start of the History Of Scouting Trail's James E. West / Order of the Arrow 100th Anniversary Hike!



The famous ↑  
**Chevy Scout!**

Famous American Indian Chiefs are honored here for you to see throughout the Hike Challenge Questions. They were accurately portrayed over 100 years ago in these drawings.



BIG CHIEF, PONCHA.



BIG ELK, PONCHA.



BIG RAZOR, BLACKFEET SIOUX.



BLACK EYE, BLACKFEET SIOUX.

**S**herlock Scout says that Chevy Scout, his faithful dog companion is wagging his tail and ready to start. Chevy Scout, who has met the President of the United States, is hot on the trail and will lead you to the clues and challenges so you can find the answers. Chevy says:

*"Yes-sir-ree, don't you know, yes-sir-ree, don't be slow."*

If you go by METRO, you will get off at L'Enfant Plaza Station. (Frenchman Mr. Pierre L'Enfant, with his assistant, Benjamin Banneker, was the man who designed the layout for the District of Columbia.) Go to Independence Ave. Find the park that is at the intersection of Maryland Ave., 6th Street & Independence Ave. and in front of the Department of Education.

**This park is your starting point.**

This is the future site for the President Eisenhower Memorial. It is surrounded by 3 agencies he founded or had great impact with. The Department of Education, the National Aeronautics & Space Administration, and the Federal Aviation Administration.



Photo Courtesy P-B Collection

Scouts were interested in flying and airplanes from the earliest days. Aviation was one of the very early merit badges showing a bi-winged plane design, as shown in the circa 1915 Merit Badge shown on left. On the next page, the photo shows Washington, D.C. Troop 52 Boy Scouts at the old Hoover Airport in 1932 learning about airplanes from American Airlines.



Photo Courtesy Eisenhower Memorial Commission

We start the Hike at the President Eisenhower Memorial to pay homage (that means ‘pay our respects to’) this popular President who also was one of the most supportive of the Boy & Girl Scout movements.

[FUN FACT - the Boy Scouts were the **main** security and crowd control for President Eisenhower’s 1953 Presidential Inauguration along the entire length of Pennsylvania Avenue.]

Though there is only a park and garden here now, soon this will be a special place for Scout visitors. Eisenhower spoke at both the 1950 and 1953 National Jamborees, believed in youth and education and endorsed Scouting because of its push to help ‘Citizenship in the Nation’. He was a member of the BSA National Executive Board and founded the agency that regulates many of the items that are shown on Independence Avenue in the Museum directly across from you.

Now Sherlock Scout says find the building that . . . “Arf, arf” Chevy says, “Let me tell them, let me tell them”. Sherlock says - “go ahead.”

**CHALLENGE #1** Chevy Scout:

*“They go up, my oh my, boy oh boy, I wish I could fly,  
Not a plane, but for higher still, what is this agency that goes past the sky???  
It is in a building, right close by, four letters they use, now you try,  
So write this agency down, write it down, the one that goes so high?”* \_\_\_\_\_


Continue East on Independence Avenue. When you get to the block that has the “American Veterans Disabled For Life Memorial” go North safely across the street where the US Botanical Gardens are. Merit badges such as -Nature, Environmental Science, Gardening, Plant Science, Nut Culture, Botany, Soil Management, Forage Crops, and many others, used information from this and other agencies to help with their program! “Nut Culture, Nut Culture? That is my favorite-but what about Dog Biscuit Culture?” Chevy asks. “Lets get a, lets get a . . . Badge of Merit for the Scout who can make the PERFECT dog biscuit! And I volunteer to be the taste tester for them all!” Sherlock says - “Chevy, that’s all you think about is food and fun.” “What else is there?” Chevy asks wagging his tail?

Continue East to the next block. You are now on the US Capitol Building grounds - the head of the legislative government for the United States of America. On your right you will be passing the 3 buildings that are the offices for all U.S. Congressmen and women of the US and Territories. You will also cross by North Capitol Street, this is what divides D.C. into East and West, then New Jersey Ave. then “First Street”. Go East to 1st Street, cross the street safely, and turn North. As you proceed with the next 2 challenges, and arrive at Independence Avenue, you will pass the tallest statue in the city. Keep a lookout for it. Continue going North.

“Hey, Hey, Sherlock, Sherlock! Look at the swell fountain!” Chevy barks. Going along the East side of 1st Street, you will come to the building that has kept a copy of **every** printing of official Boy Scouts and Girls Scout books since they started! The items are rare, and must be kept clean and quiet - so we won’t go inside and bother them. It was called the ‘monument of learning’ and the original building, which you are looking at is called the Thomas Jefferson Building, named after the 3rd U.S. President. It was designed after the Paris Opera House in France. Now known simply as the **Library of Congress**. Two copies of every copyrighted book must be deposited with them, so the collection grows larger ever year, now with over 100 MILLION ITEMS. Many of the photos you see in these challenge sheets come from here.



Nut Culture Merit Badge  
Circa 1935  
Photo Courtesy P-B Collection



“Yes, yes - books can't help me because I can't read” Chevy says. “OK, Chevy” Sherlock says, “the next challenge involves a number that is important for Boy Scouts” - give them the clue. Chevy says: “Yeah, yeah.”



**CHALLENGE #2**

*Scouts are courteous and helpful too, Scouts are friendly and Scouts are kind,  
 Especially to animals, no matter from the water or land or air,  
 Even from those in trees, or those that crawl on the beach for you to find,  
 It is for all animals that we so much care,  
 Especially cuddly dogs like me, with soft paws and like to lick your nose,  
 They're part of the great world of animals that we all live in,  
 And all have place with us, so the story goes,  
 Though perhaps a few cats I know, aren't quite so nice, I think they are fussy and they  
 hiss at me and I never did anything to them so I am not so sure about some of these cats and ...  
 “CHEVY !!! Stick to the script and finish the clue!” - Sherlock shouted - “...Sorry...”  
 So find the famous fountain, check it from all sides and get as close as you can get,  
 And don't count the people statues, and also don't count the wall,  
 And with all this splashing water, don't fall in and don't get wet,  
 But count all the animals inside, and make sure you have them all!  
 How many 'animals' are shown in the fountain???*

“Now can I jump in for a swim” Chevy asks, “No” says Sherlock - “I know you can't read, but the sign says ‘No dogs allowed’ ”, Sherlock says with a grin.

Heading North on 1st Street, locate the **Supreme Court Building** of the United States. This wonderful marble building was finished the same year the first National Boy Scout Jamboree was supposed to take place - 1935. (The Jamboree was postponed due to a medical outbreak). In 1933 the builder wanted to make sure his Italian marble was the best quality for this building so he got a guarantee from the Italian Premier himself - Benito Mussolini. Special notes 1) the first Honorary President of the Boy Scouts of America, Howard Taft, served as a Supreme Court Justice after he was President in his other office - of the United States, and 2) Supreme Court Justice Thomas Clark, first Eagle Scout Supreme Court Judge, sometimes wore his Eagle Scout medal under his robe when he was in Court! Go up the steps to the front plaza of the Supreme Court Building. Chevy Scout was excited to hear this:

**CHALLENGE #3**

*“Boy oh boy, isn't that swell,  
 He wore that medal, but no one could tell!  
 That bird is famous, the highest rank for Scouts like you,  
 It used to be the highest rank symbol for Girl Scouts too!  
 No fair, I'm too short, to jump high off the ground,  
 How many of these rank symbols are where flags are found???”*



Photo Courtesy P-B Collection

Proceed down the steps and to the North.

Girl Scouts showing their commitment to making all girls welcome into Scouting and their patriotic allegiance to learn good citizenship. (right)



Boy Scouts planting a Walnut tree on the grounds of the U.S. Capitol in honor of the 200th Birthday of President Washington in 1932. (left)


Now for your challenge we talked about earlier. We hope you were paying attention while you were walking along 1st Street because the answer you seek is somewhere along this famous path.

**CHALLENGE #4** Chevy Scout says:

*Did you see it, did you see it, it is the tallest statue,  
not a monument or memorial, in all of Washington, D.C.,  
And it honors a Native American Indian, and even though I am short,  
it is easy for me, and all - to see.*




**Aviation Troop Ready to Start in Boy Scout Parade**



One of the features of the Boy Scout parade in Pennsylvania Avenue yesterday, which attracted much attention, was the aviation section, Troop 52. Boys bearing letters spelled the slogan, "Be Prepared."

Photo Courtesy Washington Post

2010 both took place along Constitution Ave. It was traditional for these 1917 Scouts (Photo above and right) to make the sound of their Patrol animal. However Patrol Ribbons, 2 strips of cloth on the Scout's shoulder, did not show what the animals were. The public was sometimes confused by the strange sounds and growls the Scouts would make as they marched by. The remedy came from a D.C. Scout leader from Troop 100 who invented and designed Patrol Medallions for the Boy Scouts in 1924.]



Going West along Constitution Avenue on the North side, you will come across the U.S. National Archives. What a magnificent place. The original Declaration of Independence and U.S. Constitution are kept here to see, however unlike in the movie "National Treasure" we are not going to try to steal the Declaration of Independence. However, like the movie, there will be a clue on a dollar bill later in the challenges. Additionally, many of the original Boy Scout archives are stored with them. This building was opened the same year as the Supreme Court building and when the first National Jamboree, here in D.C. was scheduled - 1935. However there is a special connection to this building and the Boy Scouts and the Honorary President of the Boy Scouts of America. The very first U.S. President that was a member of the Boy Scouts, before he became President, is remembered here. You and Chevy will have to sniff around to get this one.

**CHALLENGE #5** Chevy Scout says:

*Look around, look around, stay on this block, don't go inside, use your senses, as your guide,  
Find the marker, find the stone, that honors him, it stands alone,  
What President is it, that did so much, even though at some time, he had a crutch.  
He worked so hard, his wife did too, he had a Scouting spirit, and his heart was true.  
What is the name of this U.S. President???*

Chevy says "Okay, okay, that was fun, like a big game of hide and seek. Now you will walk all over the top of D.C. in a challenge that is really neat . . . and this one you will have to answer with your feet! And I have an advantage - I have FOUR of them!" Proceed West along the North side of Constitution Ave. About 20 feet (7 meters) below you is a tunnel that you can drive a bus in - though perhaps not now. It is where Tiber Creek runs, the tributary that runs into the

What is the structure that is with the statue???

Now cross the street safely and go back on the side of the Capitol grounds. Go North until you get to Constitution Avenue and go West! You will need a good sense of direction, watch traffic, cross safely and help others when you can. - DON'T BE AFRAID TO DO A GOOD TURN IF SOMEONE NEEDS HELP ALONG THE WAY. Go West where Constitution Avenue runs into Pennsylvania Avenue and cross it to the other side. You will see the National Gallery of Art, East Building, there. Continue West and join Constitution Avenue again still going West.

[FUN FACT - Constitution Ave. and Pennsylvania Ave. are the avenues that most Boy Scout parades have taken place. The first Boy Scout parade and the 100th Boy Scout Anniversary Parade in

Potomac River. It used to carry the sewage and trash out of D.C. for downtown residents, and was part of L'Enfant's plan for the providing a water way canal into the center of Washington, but it got so smelly, that in 1871 they built the tunnel for the creek and buried it. A lock keeper's house for this original D.C. canal waterway into D.C. still stands further down Constitution Avenue at 17th Street. Several buildings have sank a bit or had some flooding because of the water from this creek including the IRS and the National Archives building.

When you get to 12th Street, go North, and then Northwest on Pennsylvania Avenue, the famous street the President lives on. Soon you will find a large park with a stone center. That is "Freedom Plaza". Go to the inside of Freedom Plaza and notice you are "walking all over D.C.!" This is the French designer Pierre L'Enfant's plan for the new capital city for the new United States of America.

[FUN FACT - Several blocks further North past the hike at 'S' Street is where the D.C. Orphan Asylum was where James E. West grew up. He developed Tuberculosis and Polio and because of a crippled leg, was forced to stay with the girls at the orphanage, rather than the boys, where he learned to sew and did extensive reading. Because of his superb knowledge of sewing, patch manufacturers were surprised that a 'man' knew so much about embroidery, and therefore he demanded the patches he ordered to be of the best quality. The early patches from the 1910's through 1930's sewn with silk thread were probably some of the best quality in BSA history.]

**CHALLENGE #6** When you arrive at Freedom Plaza, Chevy Scout says;

*Arf, what a place, what a place, lots of space to run, lots of space,*

*You humans use a "metric meter" or "yard + 3 inches" to use as a giant step or a "pace",*

*Your pace is much longer than mine - I have only short legs, and a fuzzy cute face,*

*Remember this **Emergency Morse Code** for the rest of your life, keep it in your mind and your heart,*

*A rank in Scouting is like a Star, find that type place on the map - to use for your start,*

*Use one pace for a dot, three paces for a dash, it is time to show, that you are smart.*

*Use the chart below to "pace" the letters for "**S-O-S**", remember forever your "dot-dash" collection,*

*Start from the star, and pace exactly that far - in exactly the North direction,*

*And wherever you stand on the map, write down your selection.*

*So now what year on the map are you near???*



And remember - you can "tap, draw, signal, or flash" this code to get help as it is an **internationally recognized distress call for emergencies**. Unfortunately, Chevy, S-O-S is not for when you are out of biscuits!

**MORSE CODE SECRET MESSAGES**



From where you are standing look North and this is where the first National Headquarters was for the Girl Scouts, opened in 1913 until 1916. The building was called the Muncie Building and was knocked down in 1985.

Girl Scouts at National Headquarters 1916



### International Morse Code

Chart of the Morse code letters and numerals

<p>A ● —</p> <p>B — ● ● ●</p> <p>C — ● — ●</p> <p>D — ● ●</p> <p>E ●</p> <p>F ● ● — ●</p> <p>G — — ●</p> <p>H ● ● ● ●</p> <p>I ● ●</p> <p>J ● — — —</p> <p>K — ● — —</p> <p>L ● ● ● ●</p> <p>M — —</p> <p>N — ●</p> <p>O — — —</p> <p>P — — ● ●</p> <p>Q — — ● —</p> <p>R — ● ●</p> <p>S ● ● ●</p> <p>T — — —</p>	<p>U ● ● —</p> <p>V ● ● ● —</p> <p>W ● — —</p> <p>X — ● ● —</p> <p>Y — ● — —</p> <p>Z — — ● ●</p>
	<p>1 ● — — — —</p> <p>2 ● ● — — —</p> <p>3 ● ● ● — —</p> <p>4 ● ● ● ●</p> <p>5 ● ● ● ● ●</p> <p>6 — ● ● ● ●</p> <p>7 — — ● ● ●</p> <p>8 — — — ● ●</p> <p>9 — — — — ●</p> <p>0 — — — — —</p>

Brought to you by

## History Of Scouting Trail

Now check the two photos below. No, Scouts have not attacked Washington, D.C. This was a 1941 demonstration at “Commerce Square” which is now “Freedom Plaza”.



A big gun



and machine gun



intrigued

Scouts but the biggest draw was **the tank**.



Chevy says:

*Find the building, find the building - its a treasure hunt! Locate the building that is shown directly behind the tank in this 1941 photo. Hint - the building is still standing today - yay - because if it was not, you'd be looking a lot!*

**CHALLENGE #7**

*What is the Building???*

*Chevy says go quickly to the next challenge; Now go North from this building, across a park, and find a building that has the same number of floors as there are points in the Boy Scout Law. Hint there are 12 points in the Boy Scout Law.*

**CHALLENGE #8** Chevy says waging his tail;

*“This is what its all about, or my name isn’t Chevy Scout!*

*Guess what you’ve found, guess what you see, it is a special building, for you and me,*

*We wouldn’t be here - if it wasn’t for what happened way back when, the Boy Scouts were **born there** - back in 1910!*

*What is this name of this place, so important and tall, write it down correctly, in the right space ???*



**PHOTO SHOOT A**

{ Take a photo from across the street of this building with at least one or more members of your group in the photo. If you are alone - take a “selfie” or ask someone to take your photo. }

Now proceed due West until you get to and cross 15th Street safely. Proceed South 2 blocks, past the Sherman statue, until you reach the area called the Ellipse. Go exactly halfway down the block next to the Ellipse on 15th Street and stop. Here turn and go West. You should find the **National Boy Scout Memorial**.

At this great statue, which was erected for the 50th Anniversary of the Boy Scouts of America, the Scout symbolizes Cub Scouts, Boy Scouts and Explorers (and now Venturers), and the Man and Woman behind him are support figures. **CHALLENGE #9** However Chevy Scout says:

*“Oh, I hope she does not get burned. The flame she is holding symbolizes the “Light of ... what???”.*



**PHOTO SHOOT B**

{ Have someone take a photo of YOU pretending to blow a bugle. Have the Boy Scout Memorial AND pool in the background. If there is no bugle there to borrow, roll up your HCQ and pretend it is a bugle. This pays tribute to the Scouts that announced to D.C. that the President had lit the National Christmas Tree. }





Boy Scouts plowing the White House Park for a War Garden, 1917

Now go up North West from this location, and find the marker where at one time they were going to start all map reference points in the US. It is directly across from the White House. Boy Scouts helped dedicate this marker.  
**CHALLENGE #10** Chevy asks; “I can’t read, what does it say, the year it was dedicated, and now here to stay???”

Look across to the White House. This is where the Honorary President of the Boy Scouts of America does his other job - President of the United States.

[FUN FACT - This is also where all the Eagle Scout

medals were first presented in the early years! Additionally some early Girl Scout Golden Eaglet of Merits were presented here too. And there was a War Garden maintained by Boy Scouts behind the White House, 1917 -1918, just to the right, where the heavy group of trees are now.]



Chevy Scout says to continue past this point - one half a block West (cross the street), then one block North, and one block South West. This is a point that is very important to both Boy Scouts and Girls Scouts. In the 1920’s a house was built at Hanes Point, the Southern most point of D.C. It was what was referred to as the “Little House” by the Girl Scouts, and also the “Tea House”. It was given to the Girl Scouts in the 1920’s for their use to show women from around the US how to properly organize a house and serve as a place that girls, women and visitors could drop in for tea or an inexpensive



Photo Courtesy Library of Congress

lunch, and talk with local Scouts. In 1925, the **entire house** was moved across Washington, D.C. the almost 2 and a half miles to its new location at 1750 New York Avenue. See photo above left showing the house driving by the White House.



**CHALLENGE #11** Chevy says:

“Look at the photo, look at the photo, so many Girl Scouts in it that it is great!

But what is the house across the street still there today, they might see it if they “ate”?”

For Boy Scouts too, there is also a special connection that is true. An International Fire Fighters Association office is there now in the building that took the place of the ‘Little House’. In the first decade of Scouting, the

Boy Scouts regularly were the people that staffed the volunteer Fire Department and Rescue Squads. An adult would drive, and the Scouts would help with the rescues and First Aid. Below are 2 photos of Boy Scouts helping show rescues, and manning a fire truck in Annacostia, D.C. In fact Scouts were so usual at these Fire Stations, there was a very old board game around 1913 called “Scouts to the Rescue”.



W. Patton, Washington, D. C. "Scout Fire Rescue Squad."



Photo Courtesy P-B Collection

**CHALLENGE #12** On these grounds, Chevy says: “Careful its hot -, The name, what is the name, Of the sculpture that looks like a flame?”



Scout Firemen on Firetruck Anacostia, D.C., c.1913

Early 1914 postcard of D.C. Scouts at rescue practice.

Now take out your compass and head South down 18th Street, until you find the statue of “The Liberator”. Stop for a moment at the park that surrounds it. Look North across the park and what agency is represented there?

It is the same agency that takes care of all the Native American Indian Reservations in the U.S.




[FUN FACT - Baden-Powell, the founder of Scouting, did research into many other organizations and decided it was very important to include the honor and tradition of the American Indian into his new program for boys - “Boy Scouts”. So he copied part of Seton’s books shown below, and incorporated them into the first book written for scouts - “Scouting For Boys”. A rare copy of this book is shown below. Earnest Thompson Seton (photo right) was a renowned naturalist and author and lived with and studied North American Indian Culture and the outdoors all his life. Baden-Powell (photo left) brought American Indian culture into Scouting and used techniques in his own military teaching. He is shown here with a Sioux Chief who presented him with an Indian Chief’s headdress on one of his trips to America. Today - ‘Scouting For Boys’ is one of the 10 **most printed books** of all time in the world!]



In addition to the American Indian culture in the Scouting books, the Order of the Arrow was developed as an honorary Camping and Service Society within the Boy Scout program. Values such as respect, cheerful service, camping excel-

lence, conser- leadership are into this organi- at Boy Scout Island near grew nation- help of Chief tive James OA started in a tradition of years of ser-

vation and incorporated zation. Started Camp Treasure Philadelphia, it ally with the Scout Execu- West. The 1915 and has over 100 vice.



**CHALLENGE #13** Chevy wonders - “I know, I know that the OA started locally in 1915. However Mr. West helped it to become a national organization just 73 years after the Department of Interior was founded. And the Department was founded just 19 years after Simon Bolivar died. No fair, no fair - I don’t have enough paws to count. Help me out - don’t shout - when did the OA’s national beginning come about???

Continue South to Constitution Avenue. Go West on Constitution Avenue, and find an impressive statue honoring one of the USA’s most honored scientists - if you hit the water, you’ve gone too far.

[FUN FACT - Not only was he a noted scientist, father, and professor, during his time at Princeton, New Jersey, it is said that he was also a Merit Badge Counselor.]

We appreciate any important person that takes the time out to help a young person with knowledge! Today STEM (Science-Technology-Engineering-Math) activities and awards are part of Scouting including a Boy Scout award that bears his name. This is one of Chevy’s favorite statues - when he sits on his lap he looks like a small puppy, and a person feels very young.







## PHOTO SHOOT C

{ Each of you get a photo of part or all your group with the statue. Then do your challenge at this location. If you are alone - take a "selfie" or ask someone to take your photo. }



**CHALLENGE #14** However Chevy Scout says - "Since he was the smartest man, this is the most smartest challenge!" (Hint - the answer is not the man in the statue)

Chevy: "Boy oh boy, this one is 'ruff', but add up the six clues below to get the answer, then not so 'tuff' -

*I am part of a yard, but not the grass,*

*I am not down on the ground, but the opposite direction,*

*When I'm not near wrong and I don't want to be left,*

*I am not afraid and I am not weak,*

*I am not current, but from a long time ago,*

*Look **all around** to get the answer that you seek!*

Who am I?



Photo Courtesy Library of Congress

Now safely cross the street to the South. Gather your group and read the next part.

**CGT - Civic Good Turn.** Like you see this Girl Scout helping clean the Potomac River on Earth Day in 1970, Scouts and all people must help keep our Earth clean too. Everyone, take out your plastic bag, and from now through the **rest of the hike** and before you finish the hike, collect safely 10 pieces of trash - rubbish - litter - or garbage that you see. When you have finished collecting a full 10 pieces or more, then show the bag to your Hike Leader and have them **sign your card**. "The Earth will thank you!" Chevy Says. Afterwards, dispose of bags of trash correctly.

Then head East to the South East corner of 17th Street and Constitution Avenue. There you will see a nice wall near the corner. Go there.

This is where the earliest known photo of Boy Scouts in Washington, D.C. was taken of some of the earliest Boy Scouts. The Library of Congress only describes it as early 1910. This corner was a popular place for Scout Competitions in Washington for 3 decades. In fact, Presidents Wilson and Harding sometimes would walk across from the White House and present the winning ribbons to the Troops and Scouts that had won Scout Contests.



Scout Skill Corner - Photo Courtesy Library off Congress

**CHALLENGE #15** In the photo on right you see Scouts doing one of the most popular Scout competitions - fire by friction. Have someone photograph you pretending to do this Scout Skill. The equipment consists of the bow - the spindle - the cap - and the fire board (or hearth board). If

there is a staff person there with a bow and spindle, use it to model and duplicate the pose in the photo.

**Pretend you are doing what Scouts did over 100 years ago.** An average person could start a fire by friction in 20 to 30 minutes. Expert Boy Scouts and skilled American Indians could do it in 90 seconds! Take out your 4 foot string or rope. If you have a bow, then position yourself and just like those in the photo and have someone take your



1930's Kit Courtesy P-B Collection

friction in 20 to 30 minutes. Expert Boy Scouts and skilled American Indians could do it in 90 seconds! Take out your 4 foot string or rope. If you have a bow, then position yourself and just like those in the photo and have someone take your

picture with your camera. Alternative B) -if you do not have a bow, then take your rope and tie a square knot, and if you can not, then alternative C) if nothing else be photographed and verified (that means have some on make sure you have done it) using your compass- point to North with your right hand (use left if medical difficulties)! Chevy says; *“Do a Scout skill, do a Scout skill, and do it for 15 seconds, if you will! Don’t forget to smile.”* Have the person who verified your skill initial your card that you did it.



**PHOTO SHOOT D** { Photograph a person doing a 1910 Scout skill as described in Challenge 15. Make sure the person did the challenge correctly. If you are alone ask someone to take your photo. }

If there is a HOST Staff person there with Semaphore Flags, then use them. If there are not, then use two Challenge Sheets or one piece of paper in each hand. Don’t forget to keep them STRAIGHT. Learn **two letters** that may save your life.



Photo: 1923 Boy Scouts signalling (left), 1938 Girl Scout Signalling instruction (above), circa 1914 Girl Scouts signalling with Morse Code flags (right).



**CHALLENGE #16** Chevy jumps up to say:

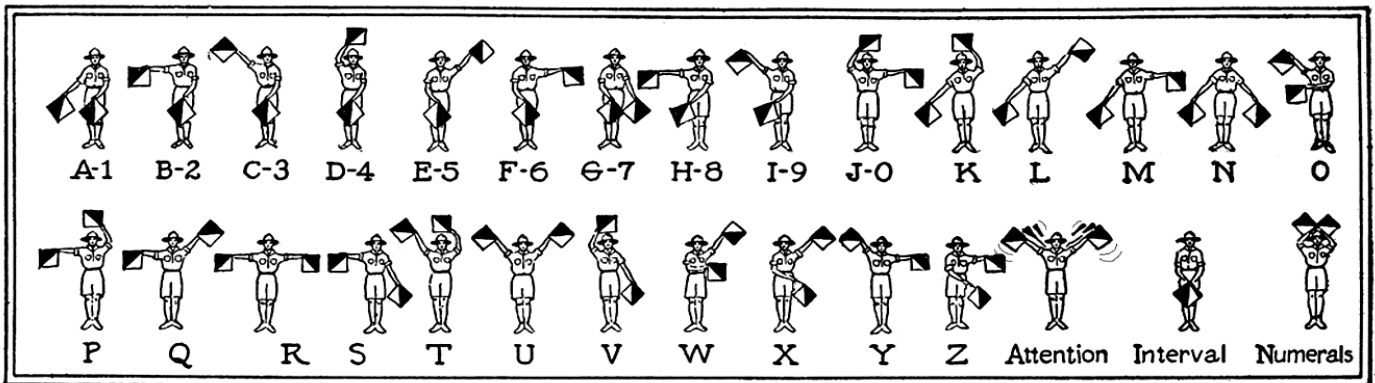
*Boy oh boy, now we get to play*

*With the chart below, and going slow, have someone take your photo when you go,*

*Do an “S-O-S” -it may save your life, so learn the “S” and learn the “O”.*

*And if you’re right, you’ll always know, and have a photo you can show!*

*(But if your wrong, your group will tell you to do it again!!)*



Now Cross back the street to the West and go South to the World War II Memorial. This is an important place to honor U.S. and other WWII veterans. Please be quiet and respectful! Figure our your answer in silence, and quietly write down your answer on your card. Do not shout out “I found it!” or “here is the answer” and let others figure it out also. Go someplace by yourselves to write your answer on this challenge.

**TRAINING SCOUTS for WAR WORK**

[FUN FACT - To become a WWII Emergency Service Scout, a Boy Scout had to pass a series of tests - including: giving First Aid while blindfolded (so you could do it in the dark), getting over a 10 foot barrier, making a stretcher between two bicycles and being able to climb a 18 foot rope in 15 seconds! Those who made it qualified to be part of the Boy Scout Emergency Service Corps trained for special duty in case of invasion or air raids. Could you pass those tests today?]





One place in 1941 that U.S. Scouts were exceptionally helpful was not even in the United States. One Boy Scout was camping and was able to provide a lot of help. Where was this Scout from?

Sherlock Scout says, "Elementary, my dear Chevy Scout, if you can deduce the clue from the set of numbers below, you shall come upon your answer."

**CHALLENGE #17** Chevy Scout says;

"Okay, okay, find the large plaque about Pearl Harbor on it, read it, and in your memory do save, then use that and the numbers below, to figure out what place is it - that Scouts were so brave!"

65 10 4 32 65 6 28 23 24 47 2 2 28



**PARK SERVICE STAMP** Once you have completed the challenge, and you know where that Boy Scout was from, then quietly proceed to the Park Service Kiosk on the South side of the WWII Memorial and when it is your turn say "I have found the Boy Scout. May I have a stamp please?" Each person will have to do this - every card **MUST BE STAMPED** to qualify as a completed card. The stamp must go in the lower right hand corner of your answer card.

(\*\* NOTE TO HIKE LEADERS - This Park Service Stamp is **REQUIRED**. Please don't forget it. If the kiosk is temporarily closed, come back in a few minutes to get our stamp then. This is a good place to use the rest rooms, get some water and take a short break. Again, please be respectful of others. Yes your group may still pick up trash here.)

Proceed East across straight toward the center of the Washington Monument. When you are about 90 meters (100 yards) from the top, stop and take out your "One Dollar Bill" - (\$1.00). You are now standing in one of the largest Girl Scout Councils in the country called the "Girl Scout Council of the Nation's Capital" or GSCNC. Chevy Scout has worked many times with Girl Scouts and he loves it when they give him cookies -yum! Also you are standing in the center of one of the largest by population and oldest Boy Scout Councils in the country as well - "National Capital Area Council" or NCAC.

**CHALLENGE #18** Chevy Scouts has a clue for you (you may need magnifying glass):

*Get you your bill, get you bill, it doesn't taste good, but look at it still,  
This Council goes from Maryland in the North, and D.C. in the middle,  
And as far South as the Virgin Islands, though the territory is just little.  
Find the 'phrase' and find the fun, that includes all 3 locations, within just one???*  
(Finish this, then go to the next part.)



*Find the item that is above these letters, that looks like the top of something that you can now see,  
Then put the bill on the ground and put the point toward it, as straight as can be,  
In the bill on the right is the majestic national U.S. bird, look what his eye and Jefferson can see,  
Your challenge here is what building is he looking at, what building is it to be???*

Thomas Jefferson was on the commission to create a national symbol for the new United States of America and was the one that added the phrase "E Pluribus Unum" Latin for "Out of Many, One" in the beak of our new national symbol. As you see the Thomas Jefferson Memorial off to your South, pretend he is looking through the eyes of the National Bird in your bill.

Now go to the top of the hill, at the crest, but about 90 meters (100 yards) to the South. Stand where you can see both sides of the Mall - East and West.

At the top of the hill is the Washington Monument. In 1911 Boy Scouts from New Jersey started a fund, asking a donation of one penny from every Scout in America to place a bronze plaque inside the Washington Monument. Though the U.S. Park Service says there are many plaques stored that had never made it onto, or were taken down from, the inside of the monument, the current location of that Boy Scout plaque is unknown to this day. As you look back toward the Lincoln Memorial, think of the thousands of Scouts that camped here for the 1937 National Jamboree (photo right). Scouts from every U.S. State and territory, plus many countries were here. It was the largest encampment in D.C. since the Civil War!



Photo Courtesy BSA National

Now turn around facing East and see the U.S. Capitol Building, home of the U.S. Government. Many people fought and died, including Scouts, to give this government and country freedom and to defend it. The Scouts too were a valuable part of this nations defence.



**PHOTO SHOOT E** { With the Lincoln Memorial, reflecting Pool and the WWII Memorial in the background, take a photo facing someone or part of your group saluting the Capitol Building and giving "Honor & Respect" to those Scouts who have given the ultimate sacrifice to their country. (If you have no one in uniform in your group and you prefer you may put your hand on your heart, or also respectfully stand, though also looking in that direction.) If you are by yourself, have someone take your photo. }



- Page 12 -



(Photo left) E. Urner Goodman, on left, was the National Director of Programs for James E. West, Chief Scout Executive, shown on right. Goodman started the Order of the Arrow camp program, when he was a professional at the Philadelphia Council, in 1915. Today, over 100 years later, it is the largest honor camper and service program part of the Boy Scouts, with approximately 15% of the Scout Membership as OA members. Dr. E. Urner Goodman shares a quiet chat with Dr. James E. West at the start of the 1937 National Boy Scout Jamboree.



As you stand high on this hill, look West and you will see a large marble coliseum. This is the Lincoln Memorial. Though President Lincoln had the same virtues of a Scout, he was around well before the Scout Movement started. However in 1914 when the ground breaking occurred, President Wilson asked the Boy Scouts to be the official Honor Guards for the Lincoln Memorial. The first four D.C. Eagle Scouts were those Honor Guards. Again, a year later, for the cornerstone laying, the Boy Scouts were the official Honor Guards, and have been official Honor Guards at every major Lincoln Memorial event. Behind it is the Potomac River. Chevy Scout says;

*"What a view, what a view, not just the front, but also the back too!  
Flowing back there, behind the front, and flowing fast, this water blue,  
Named the Potomac River, a spelling different, of the Indian Tribe's name*



*In fact they were the Patawomek Indians, early English settlers, are to blame.*

*Look across and perhaps you'll see quite a sight, and maybe see the "Anolostan" Island up to the right,  
Scouts first camped here, with tents tied up tight, and sang jolly camp songs, by the pale moonlight.*

Information from the Library of Congress states: "Archeological evidence shows that the island was in use by the area's Native American tribes from prehistory until the early eighteenth century. Furthermore, the island's alternate name of **Analostan** likely originated through an association with the local Necostin (Anacostian) Indians." This is also where the Anacostia part of D.C. gets its name. Later the island's name was changed to Theodore Roosevelt Island, the Boy Scout's Honorary Vice President and only man to have the title as Boy Scout's Chief Scout Citizen. On it in 1913 one of the first permanent Boy Scout summer camps in the country was established there, known as Camp River View. However, due to the great problems with mosquitoes and malaria, it was closed after just 2 years. Chevy Scouts says "Now hear this, now hear this - this is a fun fact!"

[FUN FACT - Great leaders many times share a common trait or characteristic. So what is the tie with George Washington (and his Monument) to the Boy Scouts??? What is it that these 3 leaders - Washington, B-P & Lady B-P all have in common?

(Try and guess before you turn the page)



FUN FACT Answer -

were born on February 22nd!

wife, Lady Olave Baden-Powell, Chief Guide of the Girl Guides, was born in 1889. All three George Washington was born in 1732. Lord Robert Baden-Powell was born in 1857. And his



**CHALLENGE #19** Chevy Scouts has a challenge for you:

*“He was born first, yes he was, many many years before, just because, because,*

*But how many years, if you will, between the birth’s of Baden-Powell, & the man on the one dollar bill???*




Continue East you will cross 14th Street. This is the street, if you go North that has both the place where the Boy Scouts of America was born and the Orphanage that James E. West grew up in. We are here at ‘America’s Park’. Years ago, Scouts came down here to help with the War effort, as shown in this WWII photo from 1941 (left). Here Scouts help collect scrap metal.

Cross 14th Street and go onto the Street named after the President named for the Library of Congress building you visited earlier. Continue East until you come to the most visited museum in the world! This museum has on display the story of the first man to step onto another planet type other than the Earth! His name was Neil

Armstrong and he became an Eagle Scout in 1947. He is the first Eagle Scout to visit another planet type object and he carried with him a Scout Badge! The World Scout Badge shown in the photo below was taken with him to the Moon! Chevy says - *“Wow - what do you know, what do you know - talk about out of this world collecting!”* So **without** going into the museum, now Chevy asks;

**CHALLENGE #20** *“So you have the clues, about this famous man, and what he did for all mankind, To the Moon and back, he brought a badge, and brought it back, he left if not - behind, His trip is famous, it is there on display, this famous man, for you to learn all about, So what is this museum, you will pass it soon, that shows this man, this Eagle Scout?”*



*“I could do it, I could do space, if they could get me a space suit, and dog biscuits in place.”* Chevy dreams.

The letter below from Astronaut Neil Armstrong verifies that the World Badge pictured went to the Moon and back in 1969.


Continuing East you are just past where you started on this trek. This James E. West

Hike recognizes



not only the historic and valuable service that Mr. West did to help children, and then later Boy Scouting, it also celebrates the 100 years of existence of the Order of the Arrow- the Boy Scout program that recognizes cheerful service and exemplary camping, and honors American Indian Culture. If you successfully complete this challenge and miss no more than 3 total, then you will qualify to earn the right to buy one of the 3000 special James E. West-OA 100th Anniversary Medals. This medal is

the **ONLY** medal that can be earned with the official OA 100th Anniversary seal on it.



As you continue on East, you will come to the Smithsonian’s National Museum of the American Indian. Let’s learn some

of the American Indian language. From the Sioux (pronounced "sue") Indian language "tatanka" is the word for "American Bison" or "Buffalo". The Lakota tribe of the Sioux Nation translates it to actually mean "a Bull Buffalo". Chevy Scout is excited. He says he likes the American Indians of past on the great plains, they had keen eyes and observed many things to be able to locate *tatanka*. Chevy has keen eyes too and he has found something and he wants you to find it too.



**CHALLENGE #21** Chevy Scout has sniffed around this place and says:

*“Standing proud, he is standing proud, he standing tall,  
He looks so big, and made of bronze, and I feel so small.  
Find him here, somewhere on the museum block, but don’t look inside,  
He’s on the grounds, he’s on this block, but he can also hide.  
He’s a tantanka dancer, yes he is, so well made, so magnificently done,  
But that’s not the end, once you find him, the end’s not there, there is a bit more fun,  
How many grandfathers does he have with him? That is the answer that you seek out.  
And if you find it, write it down, and you’ll be as smart as Chevy Scout!*

OK yay! Now you have completed the Challenges! The 21 Challenges, the same number as Merit Badges needed for the rank of Eagle Scout have sent you on a fun journey through - Scouting History - our Nation’s History - Monumental Challenges - A Washington, D.C. Experience - and you made it!!!! Now remember - your card still has to be checked and you can not have more than 3 incorrect to qualify. HOWEVER - should you get more than 3 wrong, you do not have to turn your card in at that time, you can take it back, go back to a challenge, change your answer and turn your card in again - even on a different day if you want.

Remember - this medal will not be given to you - you have to **EARN IT** - and if you will be wearing it soon - you will be one of the few people in this country that will have **EARNED IT** - Congratulations!!!

And when the Inaugural Medals are gone, and the regular medals are given out for the next 50 years or more, you will always be one of the people who hiked it at the beginning and received an original numbered Inaugural Medal.

PATCHES and MEDALS are available for purchase at [www.NCACBSA.org](http://www.NCACBSA.org) or at the Scout Service Center.

~~XX~~  
~~XX~~  
~~XX~~

Chevy,  
this Hike was great!  
It really makes you think  
and was FUN!

A ~~XX~~  
~~XXXXXXXXXXXXXXXXXXXX~~

B ~~The National Air and Space Museum XXXXXX XPXXXXXXX Washington DCX2004~~  
~~In Gift ShopX~~

C ~~The National Crime Museum XXXX 575 7th Street, NW, Washington, DC 20004~~  
~~In Gift Shop~~



Try to not bring backpacks in case you want to go into any buildings - it will slow you down - because of security. ~~XXXXXXXXXXXXXXXXXXXXXXXXXXXX~~  
~~XX~~



**Don't Forget the materials you will need:**

- |                                     |                           |
|-------------------------------------|---------------------------|
| 2 Pencils                           | Plastic Bag               |
| Compass                             | 4 foot String or rope     |
| Camera or photo device for 6 photos |                           |
| One dollar bill                     | Uniform                   |
| Good Shoes                          | Water                     |
| Optional Lunch                      | Money for medal & patches |

James E. West / OA 100th Anniversary Hike  
 History Of Scouting Trail  
 History & Archives Committee, BSA  
 National Capital Area Council  
 9190 Rockville Pike, Bethesda, MD 20814

For questions or comments please visit:  
~~XXXXXXXXXXXXXXXXXXXX~~