



BOY SCOUTS OF AMERICA®
NATIONAL CAPITAL AREA COUNCIL



May 26, 2018

Welcome to the first-ever Hornaday HOST Hike! We are excited you are here and hope today's trek will inspire you to earn one or more of BSA's Hornaday awards.

Scouts First Class and above, Venturers, and Sea Scouts can earn the Hornaday Badge with one completed project, and Medals with three or four projects. There is also Unit award for Packs, Troops, Crews, and Ships.

As with anything else in Scouting, preparation is everything. If you have a large conservation project in mind, don't hesitate to contact one of the NCAC Conservation Committee's 25 Hornaday Advisers. We can walk you through the process and help you make the best of your effort. And please note: skipping the step to utilize an Adviser can easily lead to disappointment.

You can find an Hornaday Adviser on the handout with this information package, or at the bottom of this webpage: <https://www.ncacbsa.org/advancement/awards-and-recognition/hornaday/>

Or just point your search engine to "NCAC Hornaday". They should be the first or second result you get.

A typical Hornaday project is roughly the size of an Eagle Service Project, with two important additions. First research up front on the natural resource conservation issue the project is to address. And second, analysis after project completion to determine if your project successfully achieved your goals (and if not, why not). And in many cases, a Hornaday project can double as an Eagle Project. Not every project will qualify, but if you want it, we can almost certainly help you make it happen. Do three or four such projects and you may qualify for the coveted Silver or Bronze medals.

Packs, Troops, Crews, and Ships can earn a Hornaday Unit Award by helping Scouts, Venturers, Sea Scouts with their Hornaday projects or plan one as a group. Please contact a Hornaday Adviser to learn more.

We hope you will take up the challenge of the Hornaday Awards. In the meantime, enjoy the hike!

Yours in Scouting,
Will Rodger
Chair, Conservation Committee
National Capital Area Council
wrodger@outlook.com

****HIKE LEADERS** – Start at the Zoo with Hornaday Questions, then start Livingstone Hike at Connecticut / Calvert Street. After World War II Memorial, you can go to Smithsonian Castle, OR complete the Livingstone Hike, then go to the Castle. Both ways work... your choice.**



HISTORY OF SCOUTING TRAIL

The H.O.S.T. Program Hike Challenge Questions (HCQ)

Colin Livingstone Hike

[5.9 Miles, Approx. 3-4 Hours]



- Introduction -

I would like to welcome you to the History of Scouting Trail, or H.O.S.T. Program. This is the first Historic Trail where the Hikes are 100% based on the History of Scouting. The H.O.S.T. Program is a series of Hikes, all with their own special challenges. They are part Treasure Hunt, History Hike, and Challenge Trail, but they are 100% FUN!

The Hikes encompass both interesting Scout History and spectacular National and Local sites of Washington, D.C. The Trail, on the path to be a Nationally Recognized Official Trail, may be hiked by Scouts of any age, adults, friends, brothers, sisters, neighbors, non-Scouts, and International Scouts. Though anyone may purchase the special medals and patches at the successful completion of the Hikes, only registered Scouts (of any type or country) may wear the Trail Insignia, as they are officially earned Scout items.

Overall, there are three medal Hikes, and a shorter History Hike. The program opened on May 21, 2013 at the HOST Gala at the Capitol. Later that month, during Memorial Day weekend, the **Colin H. Livingstone Hike**, dedicated to the first Washington, D.C Scouting and National BSA President, and the **History Hike**, for those with shorter legs or shorter amount of time, were officially introduced.

Having been developed over the last 3 years, I hope you take the opportunity to experience one the H.O.S.T. hikes or include it in one of your upcoming trips to Washington, D.C. If you wish to take the hikes again, no worries, the challenges and questions change every year or so in order that you get a different experience each time. On behalf of the members of the HOST Committee, the tremendous support from the National Capital Area Council, the assistance from the National BSA Office, the OA Lodge 470, certain members of the US Congress, the Homeland Security Office, the Washington, D.C. Mayor's Office, the US Park Service, the US Park Police, International Trophy, Girl Scout Archives, the Library of Congress, National Capital Area Scout Museum, the D.C. Metropolitan Police Department, the NCAC Scout Executive and Deputy Scout Executive, the District Executives and Chairmen, and the Washington, D.C. District, Boy Scouts of America - all of which played some or major parts in ensuring the success and start-up of this HOST Program, I welcome you to the History Of Scouting Trail.

P-B, Scout Historian

Chairman & Founder, HOST DC NCAC
Washington, D.C., Boy Scouts of America

- Special Notes -

- 1) The Hike is set up to be hiked on FOOT *(see exceptions number 2). As participants must stop at various points along the trail, other methods of transportation left out while gathering clues looks poorly on the organization. Hikers do not qualify for completion if done by - bicycle, moped, skateboard, Segway, motorcycle, scooter, or vehicle.
- 2) Those with disabilities, may proceed in wheelchairs, electric included, or may be pushed. Those with mobility disabilities may use vehicle assistance to cover parts of the hike as needed. The goal is the discovery of clues and Scout History - not that the person can walk 6 miles. Service animals are welcome anywhere on any trail. Sight impaired hikers may have someone assist them throughout the trail, and help "touch" many of the stops.
- 3) Hikers should obey all legal traffic and pedestrian laws. Hikers also should NOT congregate around a clue or answer once found. Once an answer is discovered, hikers should avoid, and leaders should ensure that participants DO NOT shout out the answers (e.g. - "I found it!", "Here it is!", "The answer is 32!", etc.) and walk well away from the area to write an answer and allow others to discover things for themselves. Even within the group there should be a sense of individual accomplishment.



The H.O.S.T. Adventure begins NOW-

There are 21 stations - the route to those stations is up to your group. You may use your compass, street map or your Scout skills - please **do not use any electronic devices to help**. Some stations ask for an answer to a question, some are activity challenges, some are a place you need to take a photo, or some combination of these - and one Civic Good Turn is included.

*** Interesting Scout History is marked like this.

(??)Hike Question Challenge for the Station. Answer is needed.

(P1) Means a Photo Challenge (one of 6) you are responsible for.

(C) Activity Challenge

(CGT) Civic Good Turn

Fill out your answer cards completely. Have Fun & Good Luck

1) Proceed to the Northwest side of the President Howard Taft Bridge on Connecticut Avenue & Calvert Street. You will see a set of large lions designed by Perry. The Hike begins 10 meters just North of the Perry Lions and proceeds South on the West side of the bridge. Face South looking at the magnificence of the Perry Lions.

***Scouting began on February 8th, 1910. President Howard Taft was the President of the United States and was the First Honorary President of the Boy Scouts of America. A tradition that every US President has followed to this day. At that time, Scoutmasters were paid, a whole \$3.00 per year, which was required every year until the Boy Scouts almost went bankrupt in 1913.



(??) Proceed South across the bridge. As you proceed across the bridge, as many Scouts have for over a hundred years in history - how many depictions of Boy Scouting's highest rank, do you detect and do you see?

2) After crossing the bridge, proceed down Connecticut Avenue South. After about 1/4 mile (.4 Kilometers) look across the street on your left, you will pass by and see the Hilton Hotel. This is the hotel where another Honorary President of the BSA, President Reagan, was shot and survived in an assassination attempt in 1981. You will soon come up to Scout Square when you get to the intersection of Connecticut and Florida Avenues. It is a very small block that was named Boy Scout Square beginning in the 1960's.



***Scout Square is the only known City public park or area in the USA with that designation. Look at the building across it to the South. Washington, D.C. the Boy Scout Headquarters, was in this distinguished building South of S Street, across the Scout Square. The Flag Pole to the left of the entrance was dedicated to James E. West, the first Chief Scout Executive, or C.S.E., of the Boy Scouts of America. Mr. West was a Washington D.C. native and hired by BSA President Colin Livingstone.

(C)(P1) When you can safely proceed across onto Scout Square, YOU take your 1st Photo of the James E. West Flagpole and building, while standing on Scout Square. Do it quickly and safely.

3) Safely cross S Street, and proceed past the Scout building only when the pedestrian cross signal allows. This building is the next station along the Hike.

(??) What was the original number of this building which featured a Connecticut Avenue address, which also represented the same year that Benjamin Franklin invented his stove? Find that number, add the digits together and get your answer for this station, be careful adding - if you are a master, you will avoid disaster.

Proceed South from here safely to the National Geographic Building, the **M Street entrance**, between 16th and 17th Street, obeying all pedestrian traffic laws. You may find your own route for this. It is approximately 1 mile. During this walk, you may have the option to complete your CGT. Read below before proceeding.

(CGT) -This is the Civic Good Turn -Option A. You must complete ONE of the Two options, A or B, to complete this requirement. Option A - Anywhere from here to the end of the Hike, use the plastic bag you were required to bring with you and collect 10 pieces of litter or trash that you see, put it in your bag and when you have collected 10, show them to your Hike Leader, and have him or her initial that as completed on your card along with yourself that you have done your "Good Turn" to help beautify the city of Washington, D.C. Place the collected litter in a proper trash can or rubbish bin. (Note you may skip this option and do option B, which asks you to help a tourist take a photo, sometime AFTER Station 11).

4) Enter the National Geographic Courtyard, at the M Street entrance.

***Colin Livingstone, the First National President of the Boy Scouts of America (1910 to 1925) and First President of the Washington D.C. Council (1910), whom this Hike is dedicated to, was the Grandson of the famous African Explorer and Missionary, Dr. David Livingstone from Scotland. Dr. David Livingstone was a member of the Royal Geographic Society, and Colin Livingstone, a Washingtonian, was a member of this same National Geographic Society.

(??) *Some hard protrusions are split and cut, Find the tallest that is as whole as can be, And from there what can you see, that is the **highest** number that can be? Be sure to look low and high, lest this number pass you by.*

You are welcome to visit the N.G. Gift Shop! After, proceed to the East side of 16th Street, and continue to hike South.

***The white building South at the end of the street, is where ALL Eagle Scouts received their Eagle Medals in the early years of the Boy Scouts. And Until 1921 the Star Rank was higher than Life. A Scout went from 1st Class, then Life, Star, and Eagle.

Cross H Street safely into Lafayette Square. There are 4 stations within the Square. Do NOT crowd around the clues or answers, or shout out the answers. Move away from the area to record your answers in private. There will be many people there so be polite and respectful of others.

5) There is a famous Political Advisor to several Presidents named Bernard Baruch, who was awarded the Silver Buffalo for his civic contributions and help with the Boy Scouts. He would sit at a bench to think about national policy. The bench he sat at had a special plaque dedicated to Mr. Baruch, put there by the Boy Scouts of America.

(??) *Find the “Baruch Bench of Inspiration” and the plaque, and determine what date & year he was born?*

6) Within the grounds of Lafayette Square, solve this riddle:
*Some are famous, some are not. Do not touch them, they may be Hot.
Some are elaborate, some are stark. How many figures of people on the 5 statues, are in the Park?*



7) Find the Rochambeau Statue.

(??) *What building is he pointing at and what direction is he pointing?*

8) All Eagle Scouts in the early years were presented their Eagle Medals at the White House. Many Scout functions took in the North Portico of the White House.

(??) (P2) *How many full round columns are there in the North Portico of the White House?
Have someone else in your group take a photo of YOU by the gate with the White House in the background.*

9) Sherlock Scout says, “Find the Statue!”
“X” usually marks the spot. Here “X” marks the bill. Find An “X” bill and proceed to the building that you find. Remember in this clue “X” does not make sense.

(??) *On the Northern side of thy building is thy statue. How many depictions of thus thee second highest rank that could be donned a 1920 Boy Scout lad, be present on thy base of said statue?
Fair thee well and fair thee count with care, and writ-ith your number without despair.*

10) Proceed to the East side of the building from Station 9. Continue until you come to G Street.

***William D. Boyce, who in 1909 found out about Baden Powell's Boy Scout Movement, brought the concept back to the USA. Mr. Colin Livingstone, Washington D.C. Railroad Tycoon, Financier and Banker, encouraged him to start the program in Washington, D.C. to give it more of a national appeal. The highest rank for the Boy Scouts, originally was the Silver Wolf, after the British Program, was changed to Eagle Scout to make it more Americanized. The Girl Scout movement similarly called their highest rank originally the Golden Eaglet. The Boy Scouts incorporated in Washington, D.C. on February 8, 1910 - that was the day that the Boy Scouts of America was born! Find the large round Plaque along G Street that is Dedicated to "William D. Boyce".

(??) From there find the other plaque dedicated to a Scout Founder and write their last name. Do not forget to look high and low.

11) Go 10 paces East from the plaque you found for the previous answer and face North.

(??) With the C.S.E. in mind, how many depictions facing in "his" direction of the highest award of the U.S. Scouting Movements in 1920 can you count?

(CGT) -This is the Civic Good Turn -Option B. You must complete ONE of the Two options, A or B, to complete the requirement. Option B - Anywhere from here to the end of the Hike, volunteer and politely offer to take a photo for a tourist visiting the city. This MUST BE for someone NOT from the HOST hiking groups. When you have done your Scout "Good Turn" ask and record what state they are from. If they are from outside the US ask and record what country they are from. Remember some cameras are expensive so be sure you feel comfortable taking the photo and they feel comfortable with you taking the picture. Be respectful if they do not want you to take their photo for/of them.

12) Proceed to the West, back to West side of 15th Street. Go South 900 feet (275 meters). Turn West and find your next station.

(??) Sherlock Scout says - "If one is the loneliest number, what does less than one feel like? We will find out as there is a special recognition of it!" Hint - to get this clue, you must be true, it is not number 1, it is closer to none! Find the Marker or Monument, South of the White House, that represents "nothing". What is it?

Move West a bit to get away from any crowds. Look South of your last answer. You will see the National Christmas Tree. It is now a living tree. You are now looking into the area or park called "The Ellipse". The Ellipse is the large oval field that is in the block south of the White House that has the National Christmas Tree on it.

***The lighting by the President started in 1923 with a Boy Scout Honor Guard. By 1926, a special Boy Scout Bugler would stand in the exact middle of the Ellipse and play "Scout's Call" to announce to the city that the National Christmas Tree had been lit by the President. When the Scout had finished, dozens of other Scouts stationed around the city the Christmas Tree and the White House in the background. This is a photo stop station only - no question.

(P3) Have someone ELSE take your picture pretending to blow a bugle, (either with your fist or with a bugle - blow into your fist, not the bugle, or roll up a paper) to pay homage to the many Boy Scouts (and later also Girl Scouts) that as special Honor Scout Buglers, in many years of tradition, announced to the city that the Christmas Tree had been lit! Make sure the Tree and White House are in the background - if possible. This will be a special photo memory - make it a good photo!

13) From here, find the memorial that is exactly Southwest from the center of the Ellipse, yet still on this block.

***Have you wondered why the early Boy Scout uniforms were the same color as the uniforms worn by the people this memorial is dedicated to? The supplier, Sigmund



Eisner, Inc. from Red Bank, N.J., was a major contributor to the Boy and Girl Scout movements in the early days, and was the supplier of all the Uniforms for the Boy Scouts and Girl Scouts using the exact same material and color. This memorial was dedicated by President Franklin Roosevelt with Boy Scout Honor Guards, one year after the 1st National Jamboree was cancelled, but one year before the 1st National Jamboree took place.

(??) *The special memorial with fist of might, and shines a glittering gilded bright, normally has fifty on the left, and fifty on the right, but in the middle is just one, and in the center of that is _____? Write this answer and you're done.*

14) Proceed West across 17th St., then South and safely cross Constitution Avenue by 17th Street.

***As you look to your left, the corner of 17th Street and Constitution Avenue, on the Washington Monument grounds is where some of the earliest Scout Competitions took place. Dozens of Scouts competed in First Aid and Fire by Friction Competitions, with sometimes the President of the United States coming out to watch or present the winning ribbons. The earliest Scout photos of Washington, D.C. Scouts are of Scout Competitions done at this corner.

Keep going South on the West side of 17th Street. Take a right onto The Mall grounds and enter the World War II Memorial, from the North side. This is the "Atlantic Theater" side of the Memorial. You will be leaving from the "Pacific Theater" side. You have now entered the WWII Memorial. This is a solemn place for many people. Please be respectful. Enter quietly.

***The Boy Scouts played an important role during the War. They collected scrap metal, placed posters and prepared emergency services. They would distribute Chocolates and other items to visiting Soldiers. They helped as messengers and performed other necessary duties to free up many men as possible involved in the War effort.

Please do not run or shout out items or take photos of the answers. If you find the answer keep it quietly to yourself and say nothing, and secretly write it down. This should be done INDIVIDUALLY and in private. Let others have the experience of discovery.

(??) *Somewhere within the grounds as part of the Memorial itself is a Boy Scout. Find the Boy Scout! What words are shown with the Boy Scout?*

(Note - The Park Service will not tell you where the Boy Scout is located.)

15) At this point you may enjoy the magnificence of this Monument. If you have successfully completed this past challenge then continue. When you leave, exit quietly to the South and proceed to the WWII Monument U.S. Park Service kiosk/booth.

(C) *Hand them your card and say these words "I have found the Boy Scout; may I have my card stamped please?"* They will stamp your card in the square at the bottom right of your answer card. (Note - you MUST have this stamp to verify your completed card. Come back if there is a long line or queue) At this point there are rest rooms and water available here. There are only a few stops to your destination, so you may want to take a quick break.


16) Proceed East safely across 17th St., then up to the Washington Monument. Go to the East side of the Washington Monument. Turn East to look at the Capitol Building. This is where the Honorary Presidents of the BSA are sworn in for their other jobs - being Presidents of the United States. Boy Scouts have participated in every Presidential Inauguration since 1913. This is a Photo Stop only.

(P4) *From this vantage point YOU take the best photo of the Capitol Building that you can.*

Proceed Northeast across the Washington Monument grounds, on The Mall.

****If you are on the HORNADAY HOST Hike, Please consider heading over to the "location", then work your way back...This will minimize retracing steps. Or, your groups can finish Livingstone, then go to the castle. Your choice.**

***As you walk across these grounds, feel the Spirit of the 50,000 Boy Scouts camped here for the 1937 National Jamboree. This area around the Washington Monument portion of the Mall was used for the Jamboree Headquarters tents, and as you get just North of the Washington Monument the World Jamboree Contingent, the Scouts going later that summer to the World Jamboree in Holland, were camped there. The National Jamboree was the largest group of people camped in Washington since the Civil War.



17) Proceed to the Northeast corner of the block. Cross Constitution Ave. safely to the North. Remember the Ellipse, the large oval on the block you are on now. If the Ellipse was a clock, proceed at 3:00 o'clock toward a Monument with 3 figures. There you will find the famous Boy Scout Memorial.

***When the Boy Scout Memorial was approved in 1959 for the 50th Anniversary of the Boy Scouts, and dedicated in 1964, it was the first monument, memorial or statue in Washington, D.C. dedicated to a "living tribute", in other words it was not for someone who had died or an event that had past, but rather to something that was still on-going. Take a good look at this Memorial if you have not been here before.

(?) *What is the last official word of the sentence in the inscription around the pool?*

(Ps) *Find a good vantage point and have someone ELSE take a photo of JUST YOU with the Boy Scout Statue in the background. Make sure they take a good one!*

18) With the following clues, Sherlock Scout says, find the wording, then find what State the wording came from?

(?) *It is not a man, just the opposite, it is not the head, just the opposite, it is not right, just the opposite, this is not above, just the opposite, this is not 'lost', just the opposite - what State is it from?*

19) Proceed to the Northeast corner of this block. Safely cross 15th St. Proceed East on the South side of Pennsylvania Ave. On the second block on your right will be the Government Office for the District of Columbia. At this point find "Freedom Plaza". It is located between Pennsylvania Avenue and Pennsylvania Avenue, and between 13th and 14th Streets, NW. It is a block with a map laid out of Washington, D.C. Go to this map and stand on it! Find out where on the map you are. Pierre Le 'Font was the famous designer of Washington, D.C. and designed this city plan.

(?) *Find the original proclamation embedded on Freedom Plaza by Mr. Le 'Font. What did he change his first name to?*

20) Proceed NW safely across the street to the Willard Hotel. **YOU ARE NOW AT THE BIRTHPLACE OF THE BOY SCOUTS OF AMERICA.** Seton, Beard, Livingstone, Boyce and others met in this hotel. The Scouting Founder Lt. Gen. Baden-Powell also came here. Just inside this very same hotel, in meeting rooms not very far from where you are standing, in 1910, the founders met here many times, and formed the outlines and very beginnings of the Boy Scouts of America. This is exactly where the Boy Scouts of America was BORN.



This Group contains photos of President Taft, Ambassador Bryce, General Baden Powell, Mr. Colin H. Livingston, President National Council of Boy Scouts of America, Mr. A. C. Moore, President of Washington Local Council and Major Archibald Hill.

*** This Hotel is also where the term "lobbyist" comes from. The President and Members of Congress used to have many meetings here, and there would be people waiting for them in the "Lobby" of the Hotel, to try to get their attention as they were leaving or entering the Willard Hotel - thus "lobbyist".

Please do not enter the Hotel. There are many cast plaques affixed outside the Hotel.

(?) *Find the one dedicated to a 'peaceful and unity' meeting that happened in the 19th Century, and started on a*

day that is 4 days before the day and month that the Boy Scouts was born. Shhh - it's a secret...what is the plaque!

21) Make sure you have found the correct plaque. (You may do Station 21 as a group - but if you get it wrong, then your whole group gets it wrong.)


(??) *Guess what - Sherlock Scout has left you a clue of a simple numbers code.*

He was full of elation. He stated, "using the clue I left, you will find your next station". Using the plaque, you have found, and the clues left by Sherlock Scout, find the statue at the next station 111, 10, 5, 16, 111, 2, 15, 145, 4, 6, 7, 8, 43, 39, 43, 25 What or who is the statue of?

(P6) *From near this statue YOU take a photo **of your group** with the Willard Hotel in the background.*

****** Congratulations - You have now completed the Colin H. Livingstone National Scouting Historic Hike ******

Medals and patches can be purchased online at www.NCACBSA.org upon completion of the hikes.



The Hornaday Special Edition of the Livingstone HOST Hike

Today you are embarking on a new adventure to explore the affect two of the founders of the Boy Scouts of America had on the District of Columbia – Colin Livingstone and William Hornaday.

In 1882, Dr William T Hornaday was appointed Chief Taxidermist of the United States National Museum at the Smithsonian Institution, a position he held until 1890. In order for the taxidermists to create lifelike displays, they were also charged with caring for live animals to use as models. Before leaving the Smithsonian, he established and curated the living animals department. His success led to the establishment of the National Zoological Garden. In 1896, after leaving the Smithsonian, Hornaday became the first director of the New York Zoological Garden, (later named the Bronx Zoo). Under his supervision, the zoological garden became the largest and finest zoo in the world. He remained in that position for thirty years until retiring in 1926.

Hornaday was an influential author, writing hundreds of newspaper and magazine articles and twenty-six books, helping bring about far reaching conservation laws. He also authored the 1929 BSA Bird Study Merit Badge Book and wrote articles for Boys' Life.

Hornaday is widely credited with saving the American bison and the Alaskan fur seal from extinction. He devoted his life and legacy to the protection of wildlife and was extremely successful in this endeavor. He died on March 6, 1937 at age 82 in Stamford, Connecticut.

So as you think about the contributions Dr Hornaday made to our Country, go to the nearest place where you can see the American Bison.



Arrive at the American Bison exhibit at the National Zoo by going north on Connecticut Avenue and enter the National Zoo to the right.

Q1 - As you look around the “prairie,” what do you see? American Bison or American Buffalo?



Q2 - Why was/is the American Bison so important to the ecosystem? *Bonus* - What other animal benefitted indirectly?



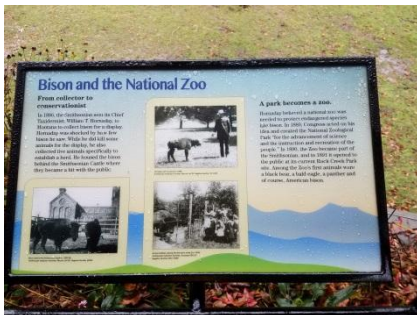
Q3 - Did the American Bison live near us here along the Potomac River??



Q4 - What are the names of the two American Bison at the Zoo?

Q5 - From what State did Dr. Hornaday obtain the American Bison for display in Washington DC?

You may also want to take a photo of the information plaque where you obtained this information, as you may need it later in your hike.



Q6 - So who again made all this possible?

Dr. William Temple Hornaday established a natural resource conservation award to highlight the achievements of those who took extraordinary action to preserve and protect the environment. These awards (originally called the Wildlife Protection Medal) started in 1914 with the Permanent Wild Life Protection Fund, even though there is a reference to a medal being given as early as 1904. It is the oldest continuously issued conservation award in the United

States and one of the most prestigious. It has been reported that Aldo Leopold held the medal he received from Dr. Hornaday in high regard. In 1914, Dr Hornaday proposes to Boy Scouts a medal for distinguished service for the protection of wildlife, and in 1915, BSA accepts the offer. Since then, only about 1,000 medals, and additional 2,500 badges, have been awarded.



Dr. Hornaday's concept for this award is best summarized by excerpts from a letter he wrote on November 16, 1933, to all Scouts regarding the gold honor badge. The letter states in part:

"...Actual results...count heavily...small services costing very little effort do not forcibly impress...it requires no effort to write an essay on birds and comparatively small effort to deliver a short talk on birds with incidental reference to bird protection. ...A boy must hustle and really accomplish something in order to be picked out... A Scout cannot be picked out of six hundred thousand and decorated with a Gold Honor Badge...for unusual and distinguished service to wild life unless his record is worthwhile to be printed for the six hundred thousand to see. It will not do to have a thousand scouts exclaim when they read it 'Pshaw! I have done more than that.' Unusual prizes are to be won only by unusual services."

Dr. Hornaday concludes his letter with the following:

"Look about you. Study the wild life of the 20 miles around you, and determine wherein any of it is being unjustly treated. ... I cannot possibly decide for you what you ought to do in your locality. Investigate thoroughly, then you can decide, far better than I, what you ought to do. Work for the benefit of the distressed and abused wild birds and quadruped and fishes, and not merely to win a gold badge. The cause is the thing to work for!"

Now let's learn more about Mr. Livingstone by continuing on the Livingstone Trail....

(After the World War II Memorial or completion of the Livingstone Hike)



As you leave the World War II Memorial, think back to your first stop at the National Zoo. In the plaque describing Dr Hornaday, there was a reference to where he brought the first American Bison for display in Washington DC. Go to the south side of this building. As you tour this remarkable garden – an oasis in a city of concrete streets and buildings, keep left to look for markings that Dr Hornaday was here.



As you continue east through the park, you can see a building which is also pictured in a plaque in the Garden. You are standing where Bison roamed on the National Mall.

Q7 - What was the Smithsonian Department named that first owned the American Bison which sparked a public interest in this vanishing American Species?

Q8 - Take some time to wander around this garden – which is named after?

Please continue on your quest to complete the Livingstone Trail. This concludes the questions for the Hornaday Special Edition!

Dr William T Hornaday had a significant effect on wild life conservation in America. Today, as you contemplate his accomplishments – think about how you can contribute to our Nation’s future with your achievement of a Hornaday Badge or Hornaday Bronze or Silver Medal.

More on William to Hornaday:

Dr. Hornaday, one of this country’s first advocates for wildlife, played a critical role in the establishment of our current zoological system. He is personally credited with saving the American Bison from extinction. He helped pass the Federal Migratory Bird Law and the 1911 Fur Seal Treaty. He helped found the Campfire Clubs of America and was a longtime supporter for the Boy Scouts of America. Dr. Hornaday believed strongly in the power of youth, that a single individual could make a difference. He also believed that “almost any reform is possible.” His motto was “Open wide to youth all gateways to nature.”

More on the backdrop of conservation and BSA

Conservation and environmental education has been a major part of the Boy Scouts of America program since its beginning. With the printing of the 13th edition of the Scout Handbook, an environmental focus has increased. The Hornaday program is one of Scouting’s oldest and most prestigious programs, encouraging both education and action. It recognizes youth, adults, Units, and outside organizations who strive to improve our world through good conservation practices.

Scouting actively promotes environmental stewardship throughout its program, teaching and promoting positive outdoor ethics through Leave No Trace, TREAD Lightly!, and The Land Ethic. There are also numerous merit badges, rank requirements, awards, and Ranger Award electives focused on conservation and land stewardship. Scouting encourages youth to be conservation minded at home, in their communities, and in all other aspects of their lives.

Scouting’s commitment to conservation practices is expressed in the outdoor code:

*As an American, I will do my best to:
Be clean in my outdoor manners,
Be careful with fire,
Be considerate in the outdoors, and
Be conservation minded.*



NATIONAL CAPITAL AREA COUNCIL Guide for a Scout or Venturer Earning a Hornaday Badge and/or Medal

William T. Hornaday Awards

William T Hornaday established a set of natural resource conservation awards for accomplishment by Boy Scouts and Venturers..

Assumptions:

To earn a Hornaday Badge and the Hornaday Medals must:

- Have a desire to address/resolve natural resource conservation issue(s)
- Accomplish a natural resource conservation project
- Accomplish a number of merit badges, or for Venturers, a report & other electives
- Complete a report and application

Guide Posts:

Scouts interested in earning the Hornaday Badge, or the Hornaday Bronze and Silver Medals must:

- The desire to identify, address and solve a natural resource conservation challenge.
- Have the time to invest in accomplishing a project, based on the scientific method that provides a lasting impact to the ecology and the environment.
- Have the ability to manage a project from start to finish.

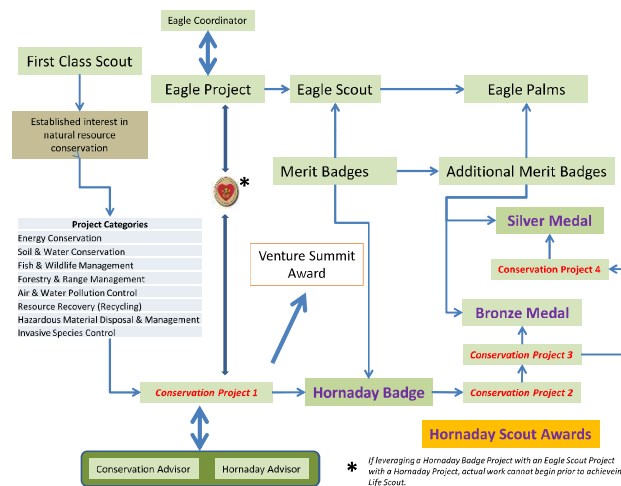
Success means:

To be successful, Scouts and Venturers should have:

- A land area or facility available with an owner willing to provide a platform for the Scout's project.
- A Conservation Advisor to assist them in identifying the problem to be solved and discuss with them the various alternative solutions as well as advise them as they implement their projects.
- A Hornaday Advisor to help guide them through the process

Leverage Projects:

- It is possible to combine a Hornaday Project with an Eagle Project or as Summit Award Project.
- Virtually every Hornaday Project can be an Eagle or Summit Award, but the converse is not true. Concentrate on the Hornaday first.
- This may best work if a Scout begins his Hornaday project soon after achieving Life Scout.
- For Scouts, merit badges are required for both awards, so the Scout can focus on accomplishing those that fulfill the requirements for both awards.
- The chart below shows how this relationship can work.





Resources

There are many resources available Scouts and Venturers to help them prepare for accomplishment of a Hornaday project.

- The next most immediate resource is the NCAC Hornaday Web page at <http://www.ncacbsa.org/advancement/awards-and-recognition/hornaday/> On the page you can find a description of the Hornaday Award and also make contact with the current roster of NCAC Hornaday Advisors. The NCAC Advancement Committee is currently reviewing a Hornaday Award Guide. Your Hornaday Advisor can provide you with a draft copy to use as you develop your project.
- The BSA Hornaday home page is at <http://www.scouting.org/scoutsource/Awards/HornadayAwards.aspx> Here you can find more information on what the Hornaday Award is all about – and the background on how to successfully achieve the Hornaday Badge and Hornaday Medal.
- A project report is required to document your project and provide the Hornaday Review Committee the basis to understand your project. While the Committee strongly urges use of the Hornaday Workbook, http://www.scouting.org/filestore/pdf/Hornaday_Award_Conservation_Project_Workbook.pdf, it will accept other formats when candidates can show a need for one beforehand.

Process to Accomplish a Project and Earn a Badge and Medal.

Your **first step** is to identify a natural resource conservation issue –related to one of the following eight categories:


<i>Energy Conservation</i>	<i>Soil & Water Conservation</i>
<i>Fish & Wildlife Conservation</i>	<i>Forestry & Range Management</i>
<i>Air & Water Pollution Control</i>	<i>Resource Recovery (Recycling)</i>
<i>Hazardous Material Disposal & Management</i>	<i>Invasive Species Control</i>

The **second step** is to develop your project delivery team – the members are shown below:

- You – as the leader to develop, control and deliver the project
- Your Hornaday Adviser – to help guide you thru the award process
- Your land owner/managing agency representative – your customer who is receiving the immediate benefit of your project
- Your Conservation Adviser – to help you with the selection, research, planning and accomplishment of your project. This person may or may not work for the benefitting organization and may also serve as the managing agency representative.

Your **third step** is to begin working with the Hornaday Project Workbook.

And your **fourth step** should be to provide your Hornaday Project proposal to the NCAC Conservation Committee for their review and comment. Including them early will save your time and better focus your project to a successful conclusion.



Will Rodger
 NCAC Conservation Committee Chair
 wrodger@outlook.com
 202-486-6774

National Capital Area Council

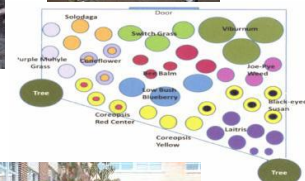
William T Hornaday Award Advisers

Adviser	District	Email Address
Gautam Advani	Chain Bridge	advanig@hotmail.com
Danielle Bernstein	Chain Bridge	dvbernstein@hotmail.com
Carol Brown	Old Dominion	Cgbrown08@verizon.com
Matt Burns	George Mason	Burnsmj509@gmail.com
Kevin Coenen	Baltimore Council	kfcoenen@verizon.net
Marinel Dealdo	Colonial	Tjforscouting@gmail.com
Arden Dougan	NCAC	Arden.dougan@gmail.com
Alex Echols	NCAC	echols@conrod.com
Mike Floyd	Western Shore	commishfloyd@gmail.com
Andrew Fuller	Old Dominion	Andrew.fuller@earthlink.net
Sara Holtz	Powhatan	Sh12sh34@gmail.com
Ryan Housley	Powhatan	Housley.ryan89@gmail.com
Rebecca Hoover	Patuxent	rehoover@gmail.com
Aaron Mars	Washington DC	awmarrs@gmail.com
Scott Maxham	NCAC	Sdm14@hood.edu
John Nelson	Patriot	Planner48@gmail.com
Mike Nepi	Old Dominion	Mnepi63@gmail.com
Will Rodger	Colonial	wrodger@outlook.com
Donald Rossi	Chain Bridge	rossida@hotmail.com
John Selstrom	Old Dominion	John.selstrom@outlook.com
David Stamper	Seneca	cndstamper@verizon.net
Robert Tallent	Aquia & Occoquan	Talent.robert@verizon.net
Phil Ventura	Colonial	pvventura@gmail.com
Paul Volkman	Patriot	Pvolkman76@gmail.com
John Wiltenmuth	Mattaponi	j.wilenmuth@gmail.com

NCAC Hornaday Project Examples

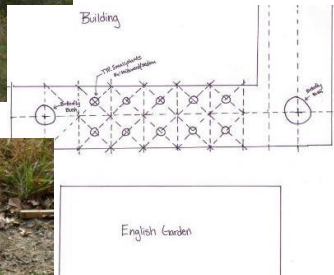
Andrew Brown, Old Dominion District

- Hornaday Badge Project
- Pollinator Garden at Lynbrook Elementary School, Springfield VA – listed at MillionPollinatorGardens.org
- Created a native plant habitat to attract a large variety of insects and birds to otherwise barren courtyard
- Augmented an already established Monarch Waystation located outside the courtyard
- Developed an educational guide
- Conducted pre & post project diversity census
- Also an Eagle Project



Zach McCoy, Old Dominion District

- Hornaday Badge Project
- Monarch Butterfly Habitat Restoration at Hidden Pond Nature Center
- Provide habitat for monarch caterpillars
- Grew 2800 milkweed seedlings
- Geographical reach to Frederick MD and Montgomery County



Planting the Milkweed seeds

Christian Donovan, Occoquan District

- Hornaday Badge Project
- Monarch garden at Weems-Botts Museum, Dumfries VA
- Improved multiple habitats to include milkweed for local monarch butterflies
- All four locations were registered as Monarch Waystations
- Created and distributed educational pamphlets, a poster, and a sign for each site

Pack 1530, Powhatan District

- Hornaday Unit Award
- Removed garlic mustard, vines and other highly invasive plants
- Planted over 200 native trees and shrubs
- Continue returning to the work sites to remove invasive plants and plant native plants
- 60% of registered scouts participated



Name: (PRINT) _____

Type & Unit: _____ Date: _____

City & State: _____
+ Country if not USA

ANSWERS



LIVINGSTONE HIKE ANSWER CARD

V-2, 6-13A

CHALLENGES

PHOTO-STOPS
(Initial Box When Done)

1) _____

2) (Initial Line When Done) _____ **C**

3) _____

4) _____

5) _____

6) _____

(Building?)

7) Circle Direction- N NE E SE S SW W NW

8) _____

9) _____

10) _____

11) Circle Number- 24 22 21 18 15 12 9 6 4

12) _____ **C**

13) _____

14) _____

15) Use large square on bottom right below for US Park Service Stamp. **C**

16) Photo Stop Only.

17) _____

18) _____

19) _____

20) _____

21) _____

CGT -A _____ Leader Initials **15)** (Park Service Stamp Only)
Circle which option done **B** _____ State or Country

(Signed by Participant) ↑	
(Signed by Hike Leader verifying completion) ↑	
(Hike Leader Printed NAME + Unit) ↑	
Number Of Correct Answers →	

1

Participant is: (circle one)
Y or **A**
(youth or adult)


2

3

4

5

6



William T. Hornaday HOST Hike

Special Edition of the Colin Livingstone HOST Hike

Q1— _____

Q2— _____

Q3— _____

Q4— _____

Q5— _____

Q6— _____

Q7— _____

Q8— _____

TOTAL CORRECT = _____

If 6 or more are correct, you have earned the opportunity to purchase a special edition Hornaday HOST Hike pin for your Livingstone medal. Congratulations!

Please consider earning the BSA's William T. Hornaday medal. More information can be found on the internet. Be a champion for the environment!